



Let's Talk About the FAFSA

April 8, 2024

PRESENTED BY

Mila Tappan, Manager of College Access and Outreach



Intellectual Property Rights

All content delivered and/or materials distributed during our sessions are subject to the intellectual property rights of our sponsors and speakers presenting at the conference.

You may not record sessions, or use or reproduce any materials distributed at or in connection with the event for any reason without the prior written permission of MECA and the presenting speaker.



MAINE COUNSELING ASSOCIATION

A State Branch of the American Counseling Association





FAFSA Completion and Processing Update



FAFSA Completion Update

- **FAFSA was “soft-launched” on December 30th**
 - The first 10 days were rough!
- What have been **some common FAFSA completion issues?**
 - FAFSAs have been submitted without required signatures
 - Parent information not provided
 - These issues result in an **SAI is not being calculated and follow up will be required.**
- Increased **FSA ID issues** since the launch
 - Many more people having to call to get assistance to resolution



FAFSA Completion Update

The good news....

- **Many students** are successfully filing the FAFSA and reporting that it is much easier than anticipated.
- Independent students - often filing in less than 15 minutes
- Dependent students - student and parent sections typically take less than 20 minutes each



FAFSA Processing Update

FAFSAs Processing...

- Initially FAFSAs were to be processed in late January
- Processing delayed announced on January 30
- Delay due to updating of tables used to calculate the SAI
- Income protection tables were updated by 18% to reflect inflation
- Update will result in **lower SAIs** (and more Pell Grant eligibility) for many students



FAFSA Processing Update

Here's what we know about FAFSA processing:

- **Processing began in mid-March** and the backlog of submitted FAFSA has been processed.
- Please encourage your students to log into StudentAid.gov and check their status to make sure it is has updated from “**In-Review**” to “**Processed.**”
- Newly filed FAFSAs should be process in 2-3 days.

What does this mean for students and parents?

Students will see that their FAFSA status has been updated by logging into StudentAid.gov.

The screenshot shows the Federal Student Aid dashboard. At the top, the navigation bar includes 'Federal Student Aid', 'FAFSA® Form', 'Loans and Grants', 'Loan Repayment', and 'Loan Forgiveness'. A user profile dropdown menu is open, showing options like 'Dashboard', 'My Activity', 'My Aid', 'My Documents', 'My Enrollment', 'Settings', and 'Log Out'. The main content area features a 'My Aid' card with a green checkmark icon and the text 'Your loan balance is \$0.' Below this is a 'My Activity' section with two entries for the '2024-25 FAFSA Form', both marked as 'Processed' and 'Submitted: 03/15/2024'. A blue arrow points to the second entry. A red circle highlights the 'Dashboard' link in the user menu and the 'Dashboard' label in the top left corner of the dashboard.

Dashboard

My Aid

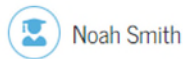


Your loan balance is
\$0.

Loan information as of 04/30/2000. Learn how to download your aid data.

My Activity [View All Activity >](#)

2024–25 FAFSA® Form: Parent Contributor



Noah Smith

Processed Submitted: 03/15/2024

2024–25 FAFSA® Form

Processed Submitted: 03/15/2024

My Activity

Open

2024–25 FAFSA® Form

Processed

Submitted: 01/03/2024

2024–25 FAFSA® Form: Parent Contributor

Processed

Submitted: 01/02/2024



FAFSA Processing Update

What to Expect:

- Once a FAFSA has been processed, the **FAFSA Submission Summary (FSS)** should be available.
- Student will be able to view the answers provided on the FAFSA (except FTI information will not be visible).
- Original SAIs will be recalculated using updated tables.
- **MANY, many** students do not have a calculated SAI.



FAFSA Processing Update

What to Expect:

- Emails are supposed to be sent at some point to notify students that their FAFSA has been processed.
- **No corrections can not be made yet** - no exact date as to when corrections can be made.
- We'll send out notifications once corrections can be made.

2024–25 Free Application for Federal Student Aid (FAFSA®) Form

Processed



Check Back for Corrections

We expect that online corrections will be available in the coming weeks. In the meantime, check your FAFSA Submission Summary to review your responses and see your eligibility information.

FAFSA® Information

Student	Data Release Number (DRN)	Submission Number	Submission Type
Mila Tappan	1407	01	Initial

Status Tracker



FAFSA® Form Started

Started on Jan 3, 2024

The student should complete most of the form themselves, including their personal and financial information. You must fill out the section assigned to you. If you can't access the site due to scheduled maintenance, you will be able to log in once the site is available again. The student's data is still in the system and is secure. Once all required sections are complete, everyone must sign and submit.



FAFSA® Form Submitted

Submitted on Jan 3, 2024

FAFSA form processed.

Jan 3, 2024 FAFSA form received.

Mar 15, 2024 FAFSA form processed.



FAFSA® Form Processed

Processed on Mar 15, 2024

Started on
Jan 3, 2024

Processed on
Mar 15, 2024

More Resources

Mar 15, 2024 FAFSA form processed.



FAFSA® Form Processed

Processed on Mar 15, 2024

Congratulations! Your FAFSA® form has been processed successfully! We recommend downloading a copy of your completed application to keep for your records.

Your FAFSA Submission Summary is ready!

Your FAFSA Submission Summary gives you information about your eligibility for federal student aid and lists your answers to the questions.



[FAFSA Submission Summary](#)

FAFSA Processing Update

Tabs:

- Eligibility Overview
- FAFSA Form Answers
- School Information
- Next Steps



FAFSA^{FORM} 2024-25 **FAFSA Submission Summary**

1 Check Back for Corrections
 We expect that online corrections will be available in the coming weeks. In the meantime, you can review your responses and see your eligibility information.

Student Mila Tappan	Application Received Jan. 3, 2024	Application Processed March 15, 2024	Data Release Number 1407
----------------------	--------------------------------------	---	-----------------------------

Viewing: Submission 1

Eligibility Overview
FAFSA Form Answers
School Information
1 Next Steps

Estimated Federal Student Aid

Federal Direct Loans
 A federal direct loan is money lent by the government to you that you must repay with interest. Up to **\$20,500**

Federal Work-Study
 Federal Work-Study is a way for students to earn money to pay for school through part-time jobs on or off campus. You May Be Eligible

Amounts shown here are only estimates of federal student aid based on full-time enrollment and the average cost of attendance. Your school will determine how much student aid to offer you, which may include additional aid from your school or state.

[Learn more about financial aid](#)

Keep in mind, this is only an estimate
 Always refer to your school's financial aid offer for a final determination of financial aid available.

View All of Your Federal Student Aid in One Place

View detailed information about your federal loan and grant aid, including your enrollment history, payment history, and subsidized usage.

Visit My Aid

Find the Right College or Career School

Use the College Scorecard to compare schools by size, location, graduation rate, and more.

Visit College Scorecard

Your Student Aid Index (SAI)

Your SAI is a number used by your school to determine your federal student aid eligibility and to build your financial aid offer. Your SAI may change due to verification or if you update or correct your FAFSA information.

What does this mean?

SAI

[< Back](#) [Print FAFSA Submission Summary](#)

FAFSA[®] FORM 2024-25 FAFSA Submission Summary

! **Check Back for Corrections**
We expect that online corrections will be available in the coming weeks. In the meantime, you can review your responses and see your eligibility information.

Student Mila Tappan	Application Received Jan. 3, 2024	Application Processed March 15, 2024	Data Release Number 1407
----------------------------	--------------------------------------	---	-----------------------------

Viewing: **Submission 1**

[Eligibility Overview](#) [FAFSA Form Answers](#) [School Information](#) **! Next Steps**

Your FAFSA[®] Form Answers

Review your responses carefully and make sure all the information you provided is correct. Start a correction to fix any errors and ensure that your form is processed correctly.

[Make a Correction](#)

Student Sections [Collapse All](#) ^

Introduction

Personal Identifiers ^

First Name → Mila

View All of Your Federal Student Aid in One Place

View detailed information about your federal loan and grant aid, including your enrollment history, payment history, and subsidized usage.

[Visit My Aid](#)

The screenshot shows a navigation bar with four tabs: 'Eligibility Overview', 'FAFSA Form Answers', 'School Information', and 'Next Steps'. The 'Next Steps' tab is highlighted with a yellow oval. Below the navigation bar, there is a 'Next Steps' section with a hamburger menu icon. The first step is highlighted with a yellow oval: '1 Correct any errors on your FAFSA® form'. Below this, a message states: 'We can't successfully process your FAFSA form due to the errors listed on this page. Review the list of errors for instructions.' A bulleted list follows: '• If you need additional help with your FAFSA Submission Summary, contact your college's or career school's financial aid office or select "Visit Help Center" from the FAFSA home page. If your contact information changes, update your information in your Account Settings. Then, select "Make a Correction" to update the information on your FAFSA form.'

Eligibility Overview FAFSA Form Answers School Information **Next Steps**

Next Steps

1 Correct any errors on your FAFSA® form

We can't successfully process your FAFSA form due to the errors listed on this page. Review the list of errors for instructions.

- If you need additional help with your FAFSA Submission Summary, contact your college's or career school's financial aid office or select "Visit Help Center" from the FAFSA home page. If your contact information changes, update your information in your Account Settings. Then, select "Make a Correction" to update the information on your FAFSA form.

What to Expect:

- **Once corrections are available**, students will be able to:
 - add missing signatures
 - correct answers to questions
 - add additional schools
- Stay tuned for additional information on the FAFSA correction process!
- **Every time** someone logs into StudentAid.gov they receive this email.





FAFSA Processing Update

What to Expect from Colleges:

- **Schools are receiving FAFSA records** (referred to as ISIRs).
- Schools are working to **load and test records** and finalize award parameters.
- Update from this last week:
 - FSA announced that about **15-20% of FAFSA records have some incorrect tax data** from the IRS.
 - The FAFSAs potentially impacted are for tax filers with education tax credits and amended tax returns.
- Official financial aid offers will **be delayed until later in April or even May.**

Mixed-Status Families Update:

- Mixed-status families were unable to file a FAFSA until mid-March.
- Technical fixes have **resolved this issue** (for the most part!)
- However, at last check, the IRS match wasn't working for anyone without SSN.
 - Contributors will need to **manually enter tax return related data**.
- **Good news** related to FSA ID creation: an email will automatically be generated if the individual's identity can't be verified.



Best Source for Issue Resolution and Updates?

[FSA Knowledge Center](https://fsapartners.ed.gov/knowledge-center/topics/fafsa-simplification-information) - <https://fsapartners.ed.gov/knowledge-center/topics/fafsa-simplification-information>

The screenshot shows the Federal Student Aid Knowledge Center website. The header includes the Federal Student Aid logo, the text 'PROUD SPONSOR of the AMERICAN MIND', and a 'Log In' link. A navigation menu contains 'KNOWLEDGE CENTER', 'TRAINING', 'FINANCIAL AID DELIVERY', 'TITLE IV PROGRAM ELIGIBILITY', and 'PARTNER CONNECT SERVICES'. Below this is a dark blue bar with 'What's New', 'Library', and 'Topics' (which is underlined), a search bar with 'Search Knowledge Center' and a 'Search' button. The main content area has a breadcrumb trail: 'Knowledge Center Home > Topics > FAFSA Simplification Information'. The title 'FAFSA Simplification Information' is prominently displayed. Below the title is a paragraph explaining the FAFSA Simplification Act passed on Dec. 27, 2020, as part of the Consolidated Appropriations Act, 2021, and its impact on federal student aid. A 'Print' button is visible on the left. On the right, there is a '2024-25 FAFSA News' section with a list of updates: 'Fast News: April 4, 2024', 'Status: April 2, 2024', 'Updates: March 29, 2024', 'Issues: March 27, 2024', and 'FAQs: March 27, 2024'. A similar list is also visible in a larger yellow box on the left side of the page.



Students Should Follow Up with Schools, if Needed

Things for Students and Families to Keep in Mind:

- Contact the school's financial aid office if still unable to file a FAFSA or missed a deadline due to challenges.
- Special Circumstance review can be requested.
 - Parent SAI is no longer divided by the number in college, but families should reach out if **financially impacted** by the number in college.
 - Families should contact school if there has been a **change in income** or other circumstances not reflect on the FAFSA.
- **Admission acceptance/deposit deadline**
 - Has deadline changed?
 - Does the family need an extension?



FAFSA Filing

FAFSA Filing Update

- FAFSA filing is **down by about 25%** for high school seniors.
- Please encourage students who haven't filed a FAFSA to file now!
- **FAME FAFSA Portal** will be available soon (fingers crossed!).
- Stay tuned for updates!



FAFSA Filing and Corrections Tips



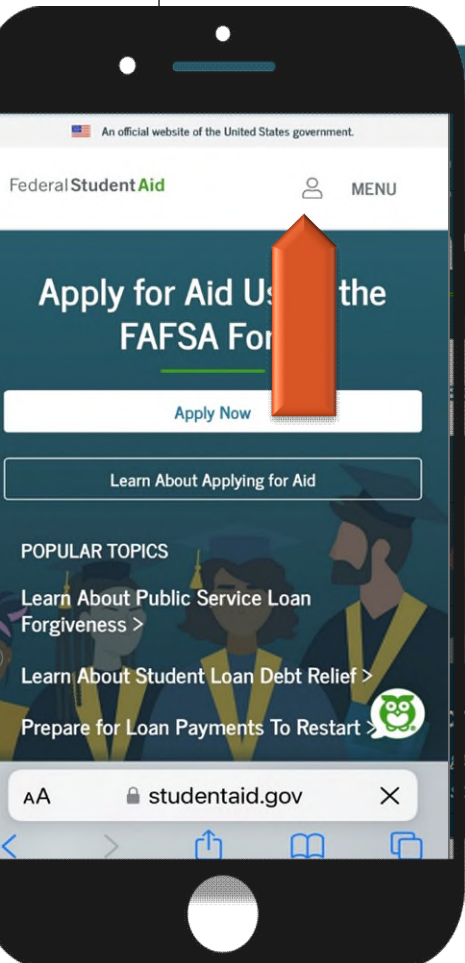
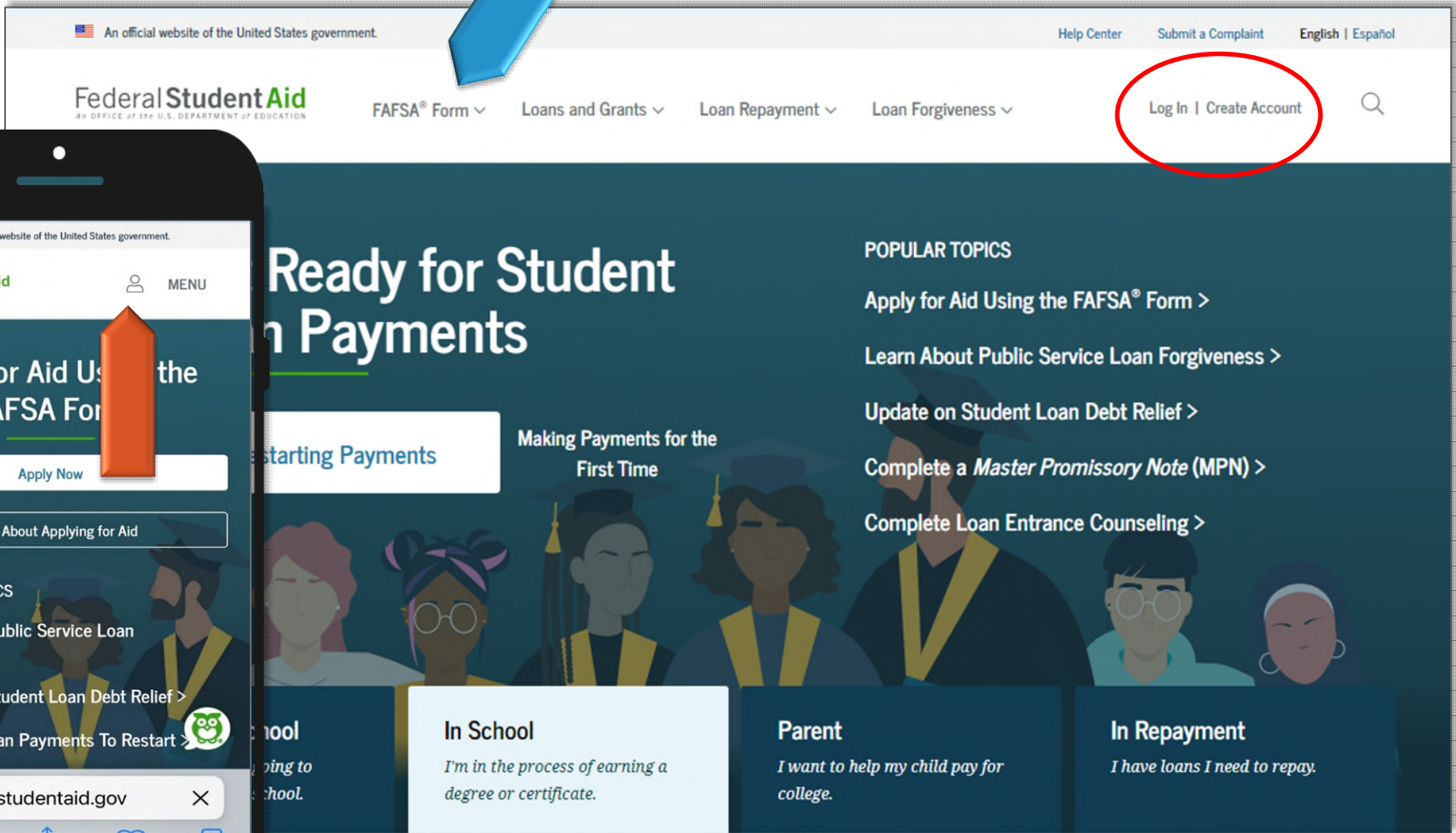
Steps Prior to Filing a FAFSA

Federal Student Aid Account (FSA ID)

- Accounts are created at StudentAid.gov.
- When an account is created, individuals set up a **username and password (referred to as an FSA ID)**.
- An FSA ID is required to access the FAFSA and all Federal Student Aid processes and serves as legal signature.
- All students and contributors must have their own FSA ID.
- Create FSA IDs **at least three days prior** to filing a FAFSA.



StudentAid.gov





Log In

Either the Student or the Parent can start the FAFSA!

Go to StudentAid.gov to log in.

Log In ➔

Email, Phone, or FSA ID Username

Password

Show Password

Log In

[Forgot My Username](#) | [Forgot My Password](#)

[Create an Account](#)

[Help Me Log In to My Account](#)

Click on the role of the person who logged in with their FSA ID.

FAFSA[®] FORM 2024-25

Welcome, Mila,
to the FAFSA[®] Form

I am starting the FAFSA form as a

Student 

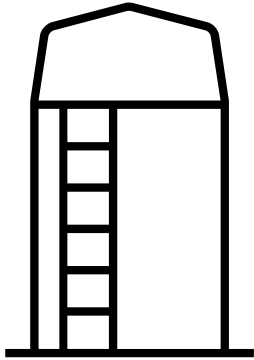
Parent 

Previous Continue

Decide Who Will Start the FAFSA

2024-25 FAFSA is a *Roles-Based* form


Student Section



Either student or parent can start the FAFSA and they will “invite” the other to complete the FAFSA.

The invite is what connects the student and parent sections of the FAFSA.

Parent Section





Whoever Start the FAFSA....

Regardless of who starts the FAFSA, the other party will receive email with link or can go directly to [StudentAid.gov](https://studentaid.gov).

The image shows two overlapping screenshots of the StudentAid.gov website. The left screenshot displays the "My Activity" page with an invitation from Ellie Anderson. The right screenshot shows the "Dashboard" with a notification for pending invitations.

My Activity

Ellie Anderson Wants Your Help on a FAFSA® Form

Ellie Anderson has identified you as a parent on their *Free Application for Federal Student Aid (FAFSA®)* form.

Parents are required to provide their financial and demographic information on the student's FAFSA form. This does not make you financially responsible for Ellie's educational costs or any federal student loans they decide to accept.

Visit the 2024-25 FAFSA Help Center

[Accept Invitation](#) [Decline Invitation](#)

By accepting this invitation, you agree to share your personal and contact information from your StudentAid.gov account on the student's FAFSA form. Once you accept, your information will be linked to this form.

Dashboard

Pending Invitation(s)

You have one or more invitations. Go to "My Activity" to view invitations.

[View My Activity](#)

Things to Keep in Mind

Consent and Approval

- Contributors **must** provide consent and click on approval. If an individual doesn't not "Approve," the student will be ineligible for federal student aid.
- If consent is provided, federal tax information will be transferred automatically!

Provide Consent and Approval or Be Ineligible for Federal Student Aid ⓘ

Summary

Your consent and approval is needed to retrieve and disclose federal tax information. With your consent and approval, we can obtain tax return information automatically from the IRS to help you complete the FAFSA® form. If you don't provide consent and approval, you will not be eligible for federal student aid, including grants and loans. You must provide consent and approval even if you didn't file a U.S. federal tax return or any tax return at all.

- Get your 2022 tax return information for the 2024–25 FAFSA form.
- Federal tax information is used to determine your eligibility for federal student aid.
- Tax return information is required to complete the FAFSA form.

Frequently Asked Questions

Who should provide consent and approval? ⓘ


If I'm married and didn't file a joint tax return with my current spouse, does my spouse have to provide consent and approval for you to access their tax information? ⓘ

What happens after I provide consent and approval?

What happens if I decline consent and approval?

Select "Approve" to consent and approve to using your federal tax information to determine your eligibility for federal student aid. If you select "Decline," you will not be eligible for federal student aid.

Previous Decline **Approve**



Things to Keep in Mind

For dependent students to be considered for all types of aid, parents must be willing to provide information so answer **“No”** to this question.

FAFSA[®] FORM 2024-25 Parent of Margo Whittier Save FAFSA Menu

1 Personal Circumstances 2 Demographics 3 Financials 4 Colleges 5 Signature

Student Dependency Status

Dependent Student
The student is a dependent student. This means information about the student's parent(s) must be provided on the FAFSA[®] form. This information helps determine how much federal student aid the student is eligible to receive.

Apply for a Direct Unsubsidized Loan Only

Are the student's parents unwilling to provide their information, but the student doesn't have an unusual circumstance that prevents them from contacting or obtaining their parents' information? ⓘ

If you select "Yes," a financial aid administrator at the student's school will determine their eligibility for a Direct Unsubsidized Loan only.

Yes No

Previous Continue

New wording!

Your Dependency Status

Dependent Student
Based on your answers, you are a dependent student. This means you must provide parent information on your FAFSA[®] form. This information helps determine how much federal student aid you're eligible to receive.

Direct Unsubsidized Loan Only

Are the student's parents unwilling to provide their information, but the student doesn't have an unusual circumstance that prevents them from contacting or obtaining their parents' information? ⓘ

Select "No" if the student wants a financial aid administrator at their school to determine eligibility for ALL types of financial aid, including grants, loans, and work-study funds. The student's parent(s) will be required to provide their information on the FAFSA form.

Yes No

Previous Continue

On the Family Size page (in Parent Financials) check **“Yes”** if family size has changed since 2022.

The screenshot shows the FAFSA 2024-25 interface for a parent of Margo Whittier. The progress bar indicates three steps: Demographics (completed), Financials (current), and Signature. The 'Family Size' section asks, 'Is the parent's family size different from the number of individuals claimed on their 2022 tax return?' and provides a definition of family size. Below the question are two radio button options: 'Yes' and 'No'. At the bottom, there are 'Previous' and 'Continue' buttons.

FAFSA FORM 2024-25 Parent of Margo Whittier Save | FAFSA Menu

Demographics Financials Signature

Family Size

Is the parent's family size different from the number of individuals claimed on their 2022 tax return? ⓘ

Family size includes: The parent (and their spouse), The student, other people, if they live with the parent and the parent will provide more than half of their support between July 1, 2024, and June 30, 2025. This includes dependent children who meet these criteria, even if they live apart because of college enrollment.

Yes No

Previous Continue

Things to Keep in Mind

- Expand all to review all responses or expand each section individually.
- Click on question hyperlink to be taken to that page.
- **Signature** is on the next page after clicking on **“Continue.”**

FAFSA[®] FORM 2024-25 Student Elle Andersen Save FAFSA Menu

Take a Moment To Review Before Signing
Expand the sections below to review and edit the information you've entered before you sign your portion of the form.

Student Sections Expand All

- Introduction Personal Identifiers
- Section 1 Personal Circumstances
- Section 2 Demographics
- Section 3 Financials
- Section 4 Colleges
- Section 5 Signature

Contributor Section

This Section is Shared with One Contributor Manage Contributor Information

This FAFSA[®] form is shared with the individual(s) listed below. View who you invited and the status of their section.

Contributor(s)	Role	Date Added	Status
Rebecca Anderson	Parent	1/7/2024	Invite Sent

Parent Sections Expand All

- Introduction Personal Identifiers
- Section 1 Demographics
- Section 2 Financials
- Section 3 Signature

Previous Continue

Things to Keep in Mind

- When parent submits the FAFSA, they will see a congratulations page with limited information.
- **Student** will see a congratulations page and receive an email confirmation with estimated SAI.

The screenshot shows the FAFSA Form completion confirmation page for Ellie Anderson. The page features a blue header with the FAFSA logo, the text "FORM 2024-25", and the user's name "Parent of Ellie Anderson". A navigation menu is visible in the top right corner. The main content area has a light blue background with a hot air balloon illustration and a central banner that reads "Congratulations, The FAFSA Form Is Complete!". Below this, the student's name "Ellie Anderson" and the completion date "01/09/2024" are displayed. The section "What Happens Next" contains three items: "Email Sent" (confirming an email version was sent), "The Student Can Track the Status of Their Form" (explaining that the student can check the status in late January via their StudentAid.gov account), and "The Student Will Receive School Communications" (explaining that schools will receive the student's information starting in late January and that the student will receive personalized aid information from the schools they've been accepted to several weeks later). At the bottom, there is a dark blue footer with the text "Track and Manage the Student's FAFSA Form" and a "View Status" button.

Things to Keep in Mind

- Student (only) receives an email when FAFSA has been submitted.
- Email is from the **U.S. Department of Education** with a subject line of ***“We Received Your FAFSA Form”***

We received your *Free Application for Federal Student Aid* (FAFSA®) form.

Submission date: **January 09, 2024**

Date Release Number (DRN): **9525**

Note: Keep your DRN private. [Read about the Data Release Number](#) for more information.

Estimated Student Aid Index (SAI) = 13108

The SAI is **not** a measure of how much student aid you'll receive or how much you'll pay for college. Schools use your SAI to determine your federal student aid eligibility.

Based on the [eligibility criteria](#), you don't appear to be eligible for a [Federal Pell Grant](#). However, you may be eligible for other federal, state, or institutional grants; scholarships; and/or work study



Questions?



Thank you for joining us today!

Find more FREE resources and information at
FAMEmaine.com/education.

Follow Us:



Contact Us: Education@FAMEmaine.com

PH: 207-623-3263 or 800-228-3734

TTY: 207-626-2717